

By the Act of March 31, 1792 (Volume XIV of Statutes at Large of Pennsylvania at page 223) the real property and the books and other property of The Loganian Library became vested in The Library Company of Philadelphia, in Trust.



12482.F.623

[attached to page 1 by pins]

See notes on pg 2 hereof

In the Orphans Court of Philadelphia County

First Account of the

The Trustees of the

Loganian Library

Stated from March 31-1792 to December 31-1959

Summary

(Stated in Pounds from March 31. 1792 to December 15-1798)

Principal Receipts (Personalty)		£ 184-13-4	
" Disbursements (")		15-3-4½	
" Balance (")		£ 169-9-11½	
Principal Receipts (Real Estate)		£ 700-0-0	
" Disbursements (" ")		12-18-3	
" Balance (" ")	£ 687-1-9		
Combined Principal Balance		£	856-11-8½
Income Receipts	£ 1440-19-7		
" Disbursements	346-6-6½		
" Balance			1094-13-0½
			1951-4-9
Less Amount of Loan credited to Library Co but not paid in Cash (See Conversion Schedule)			600-0-0
		£	1351-4-9
Consisting of			
£ 850 Bond and Mortgage of Peter W Gallaudet	850-0-0		Transferred to Principal of Dollars & Cents Accounting
£ 400 Unpaid Debt of Library Co to Loganian Library	400-0-0		
	£ 1250-0-0		
and Cash	£ 101-4-9		Transferred to Income in Dollars & Cents Accounting
	1351-4-9		

See Over


Inches
1 2 3 4 5 6 7 8
1 2 3 4 5 6 7 8 9 10 11 12 13 14 15 16 17 18 19
Centimetres
TIFFEN Color Control Patches
© The Tiffen Company, 2007
Blue
Cyan
Green
Yellow
Red
Magenta
White
3/Colcr
Black


TIFFEN Gray Scale
© The Tiffen Company, 2007
R G B W G K C Y M
A 1 2 3 4 5 6 M 8 9 10 11 12 13 14 15 B 17 18 19

12482.F.623

© The Tiffen Company, 2007
TIFFEN Gray Scale
TIFFEN Color Control Patches
Centimetres
Inches
Blue Cyan Green Yellow Red Magenta White
White 3/Colcr Black

V

Summary continued

Stated in Dollars and cents from 12/15/1798 to 12/31/1959.

Principal Receipts (Personalty)		11538.07	
" Disbursements (" ")		2059.10	
" Balance (" ")			9478.97
Principal Receipts (Real Estate)		18483.86	
" Disbursements (" ")		999.64	
" Balance (" ")			17484.22
* Combined Principal Balance			26963.19
Income Receipts			
Balance of cash ₤101-4-9 transferred from E.S.D Accounting as above at $2.66⅔ per £ or 269.97			
Receipts in dollars	300304.63		300574.60
Income Disbursements			24619.22
" Balance			54382.38
			81345.57

see XXX below

Consisting of:- (Joint balance)

5500 Units Library 60 of Philadelphia Pa Common Trust Funds and Cash — 55000.00 — 16674

26345.57

81345.57

J-18-60

* See note at top of pg 21 of this manuscript as to how the Separate carries 5500 units of Common Trust Fund (cost $55,000) as principal in its audited statements, and a balance of income of 26,345.57 on 12-31-59, while in this account, for Court purposes, is shown on 12-31-59 a balance of Prin of Inc 26,963.19 and an income balance of 54,382.38

XXX To 1889, Income acct on pg 32 hereof shows receipts of 300,574.60 since 1792, not itemized. For itemization see the list of income receipts itemized in the columnar pad below this pad.


Inches
Centimetres
TIFFEN Color Control Patches
© The Tiffen Company, 2007
Blue
Cyan
Green
Yellow
Red
Magenta
White
3/Colcr
Black


TIFFEN Gray Scale
© The Tiffen Company, 2007
R
G
B
W
G
K
C
Y
M
A
M
B



Principal Account

Personalty

Receipts

The property awarded by the act of March 31st 1792 for the purposes as set forth in the aforesaid act

1792 Aug 21	Received from James Logan books belonging to the Loganian Library			—
Aug 21	Received from James Logan — being balance due from Logan family to the Trust			£ 33-12-10
1797 Apr 13	Thomas Fisher - being part of balance awarded by arbitration to be due from William Logan Estate			£ 151-0-6
				184-13-4

Balance of Investments made in Pounds Sterling and paid off in Dollars (Transferred from (£ S D) accounting.)

£850	Bond and Mortgage of Peter W Gallaudet at $2.66⅔ to £1	226667		
£400	Part of unpaid debt of Library Co to Loganian Library	106773		333440 ✓
1804 Feb 25	Estate of William Logan dec'd — Balance due from Estate			29256 ✓
1831 July 6	Received $2943.55 being amount from insurances Co as allowance for fire at Library on January 6th 1831 in which many books were damaged or destroyed			294355 ✓
1878 Sept 28	Cincinnati Public Library. Payment to Loganian Library for binding as per agreement			67330 ✓
1888 Feb 7	Received from Estate of Mary Rebecca Darby deceased according to 2nd Item of will	1500.00		
	Sum allowed for binding	50.00		
	Pro Rata share of residuary Estate	31231		186231 ✓
1904 June 6	Received from the Estate of Lloyd P Smith deceased Pro Rata share of Residuary Estate			110698 ✓
1907 Apr 2	Received further distributions from the Estate of Lloyd P Smith decd			2000 ✓
				1023310

Four


Inches
Centimetres
TIFFEN Color Control Patches
© The Tiffen Company, 2007
Blue
Cyan
Green
Yellow
Red
Magenta
White
3/Colcr
Black


TIFFEN Gray Scale
© The Tiffen Company, 2007
R
G
B
W
G
K
C
Y
M
A
M
B

12482.F.623

	Forw	10233 10
1959 Dec 31	Net Gain in reconversion of assets as fully itemized on Pages.	1304 97
		11538 07


Inches
Centimetres
TIFFEN Color Control Patches
© The Tiffen Company, 2007
Blue
Cyan
Green
Yellow
Red
Magenta
White
3/Colcr
Black


TIFFEN Gray Scale
© The Tiffen Company, 2007
R
G
B
W
G
K
C
Y
M
A
M
B

Principal

Personalty

Disbursements

The Accountants claim credit for the following.

1794 Jane 9	Joseph Norres Sepulchral Monument by order and authorization of May 12th 1794	✓ £	14-4-0 ✓
1796 Sept 2	Recording Gallaudet Mortgage	✓ £	0-9-4½ ✓
1798 Jan 15	Recording Gallaudet Mortgage	✓ £	0-10-0 ✓
			15-3-4½
	Balance		167 9-11½ ✓
			184 13-4
1800 May 23	Recording Thomas Hale Mortgage	✓	125 ✓
July 11	Entering Satisfaction of Gallaudet Mortgage	✓	33 ✓
1804 Dec 5	Costs apportioned to Loganian Library in the William Logan Estate	✓	777 ✓
1909 Feb 21	Expenses re purchase of stock	✓	1420 ✓
1810 June 17	James Gibson. Recording the Trust deed of James Logan Estate	✓	1430 ✓
1828 Nov 13	By minute of 11/13/1828, the Loganian Library was authorized to acquire a portion of the Library of William Mackenzie dec'd for $700 00	✓	700 00
1831 Jan 12	J J Smith Jr. Expenses in drying books occasioned by fire at Library	✓	100 00
1832 Aug 9	Loganian Library was authorized to acquire Library of Rz Collins deceased	✓	1200 00
1834 May 8	Exemplification of deed of James Logan	✓	15 00
1858 Apr 14	Fees for entering Satisfaction of mortgage		125
1872 June 6	Expense on sale of United States Bonds		5 00
			2059 10
1939 Dec 31	Balance		947 97
			1153 07

Inches 1 2 3 4 5 6 7 8

1 2 3 4 5 6 7 8 9 10 11 12 13 14 15 16 17 18 19

Centimetres

TIFFEN® Color Control Patches © The Tiffen Company, 2007

Blue Cyan Green Yellow Red Magenta White 3/Colcr Black

TIFFEN® Gray Scale © The Tiffen Company, 2007

R G B W G K C Y M

A 1 2 3 4 5 6 M 8 9 10 11 12 13 14 15 B 17 18 19

12482.F.623

Principal Account

Real Estate

Receipts

	The Real Estate awarded by the Act of March 31st 1792 for the purposes as set forth in the aforesaid Act, consisting of		
	A rent charge of £21 per annum issuing out of a tract of 396.75 Acres in Solesbury Township Bucks County Pa		—
	A rent charge of £10 per annum issuing out of a tract of 10 acres in Solesbury Township. Bucks County Pa		—
	A Lot on the West side of Sixth street between Chestnut Street and Walnut Street and the building thereon erected		—
1794 Sept 5	Consideration re sale of Lot with House erected thereon - West side of 6th Street between Chestnut and Walnut Sts	£700-0-0	
	Included in award at	— 0 —	
		Gain —	£700-0-0
			700-0-0
1900 Dec 30	Sale of 40 acres of land in Cook County Minnesota at no appraised value	138 00 — 0 —	Gain 138 00
1921 Mar 10	Extinguishment of Ground Rent (known as Dean Tract) = 10 acres in Solesbury Township Bucks County Pa being the smaller of the ground rents less charges Included in award at	5421 90 — 0 —	Gain 5421 90
1923 June 4	Extinguishment of Ground Rent (known as the Ingham Tract) = 396.75 acres in Solesbury Township Bucks County Pa being the larger of the Ground rents less charges Included in award at	12923 96 — 0 —	Gain 12923 96
			18848 86


Inches
Centimetres
TIFFEN Color Control Patches
© The Tiffen Company, 2007
Blue
Cyan
Green
Yellow
Red
Magenta
White
3/Colcr
Black


TIFFEN Gray Scale
© The Tiffen Company, 2007
R
G
B
W
G
K
C
Y
M
A
M
B

12482.F.623

Principal

Real Estate

Disbursements

The Accountants claims credit for the following.

1792 Sept 3	John C Haloner - Selling House and Lot - Premises between Chestnut and Walnut Streets	✓	£	4-13-3	✓
18	Frederick Molineaux. Transcribing to above	✓	£	4-10-0	✓
1793 Jan 24	By Poulson. Recording Deed of above	✓	£	3-15-0	✓
	Balance -			17-18-3	
				687 1:9	
			£	700-0-0	

Fees and Sundry expense incurred in meetings with Grants of Land in Bucks County, appraisers fees and costs re Litigation in Supreme Court viz

11/7/1861	15927	
2/7/1862	16407	
4/3/1862	11301	
7/5/1862	42745	86380
1898 May 1	Expenses in re Smith Tract Minnesota	13584
		99964
		1748422
1959 Dec 31	Balance	1848386





12482.F.623

Combined Balance

Balance of Principal (Personalty)	947897	
Balance of Principal (Real Estate)	174822	
Combined Principal Balance		2696319
Balance of Income combined with above		5438238
		8134557

consisting of	Cost to account	Market value as of 12/31/1959
5500 Units Library of Philadelphia Pa Common Trust Funds	55000.00	16676000
and Cash	2634557	2634557
	8134557	19310557

(Figures below from C. Newbold Taylor)

Bonds on 12-31-59.	160,681.75
Pfds " " "	39,050.—
Commons " " "	623 515.42
	823,247.17
Less owed by C.T.F	1500
	821,747 17

units 27,102 | 821,747.17 | 30.32 per unit
81306
86871
81306
55657
54204

5500 units in Jogannian
30.32
11000
16500
165000
166,760.00

Inches 1 2 3 4 5 6 7 8

1 2 3 4 5 6 7 8 9 10 11 12 13 14 15 16 17 18 19

Centimetres

TIFFEN® Color Control Patches © The Tiffen Company, 2007

Blue Cyan Green Yellow Red Magenta White 3/Colcr Black



TIFFEN® Gray Scale © The Tiffen Company, 2007

R G B W G K C Y M

A 1 2 3 4 5 6 M 8 9 10 11 12 13 14 15 B 17 18 19



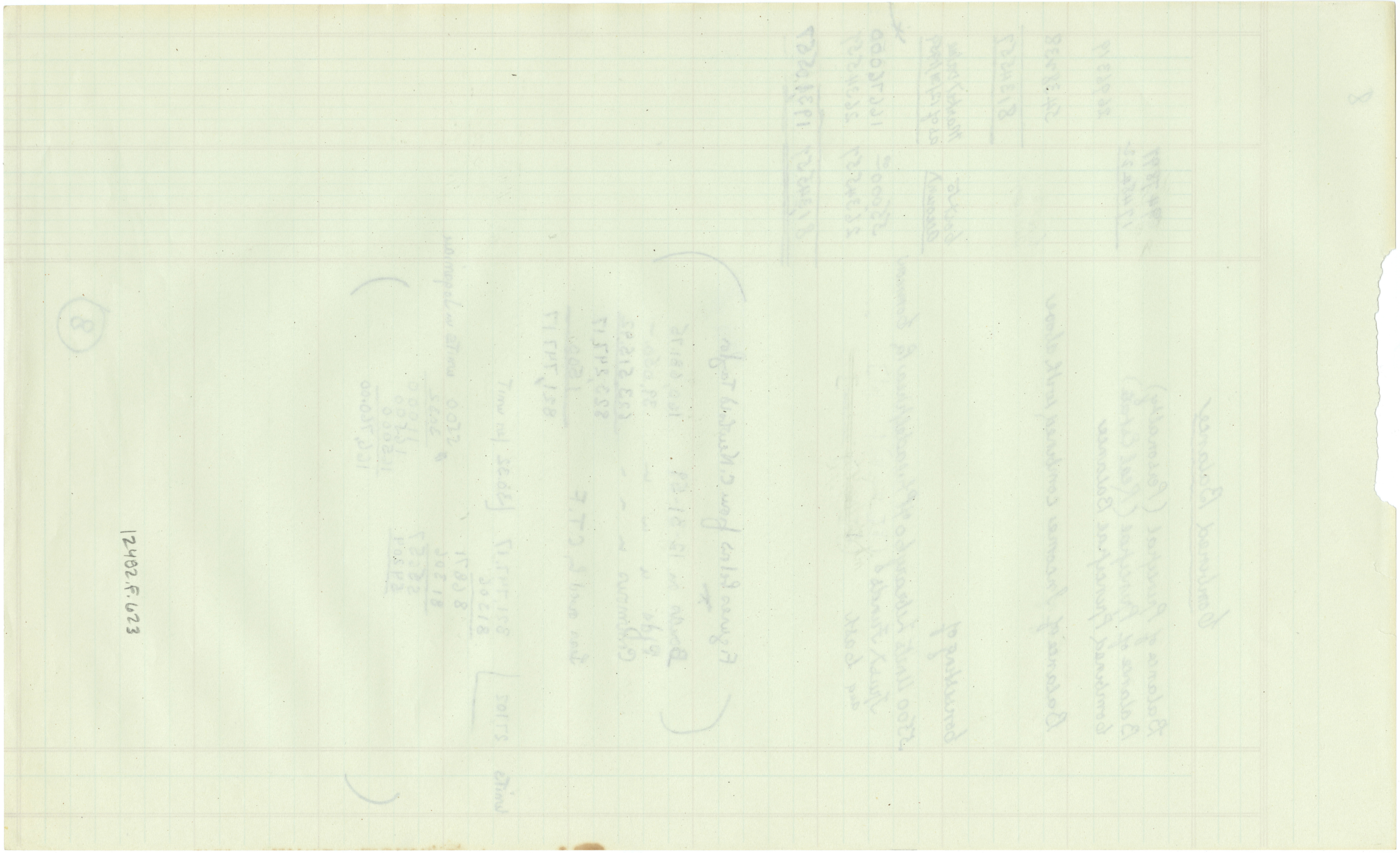

Z482.F.623

Conversions

The Trustees have made the following conversions in Principal.

		Amount Received	Cost to account
1792			
Sept 5	~~Consideration re sale of Lot with House erected thereon — West side of 6th Street between Chestnut and Walnut Street~~	~~£ 700-0-0~~	
	~~Awarded at no value~~		~~-0-0~~
1797			
Sept 8	Satisfaction of Bond and Mortgage of Peter W Gallaudet	£ 500-0-0	
	Invested at		£500-0-0
	Payment on account of £1000. Loan at 6% — made by the Loganian Library to the Library Co of Philadelphia, Par.	£ 600-0-0	
	Invested at		£600-0-0
	The above £600. represents a credit to the Library Co and is not cash. By crediting the Loganian Library with the £1000 plus interest and taking from it the rental for space and sundry expenses over an extended period the debt was reduced by the figure above. The balance £400 was carried forward to the Dollars and Cents accounting as shown below and paid (See Conversion Schedule) (As shown by Cash Books of Loganian Library, first payment for rent 2/9/1804)	£ 1100-0-0	1100-0-0
	No Loss or Gain	0-0-0	-0-0-0
		£ 1100-0-0	1100-0-0

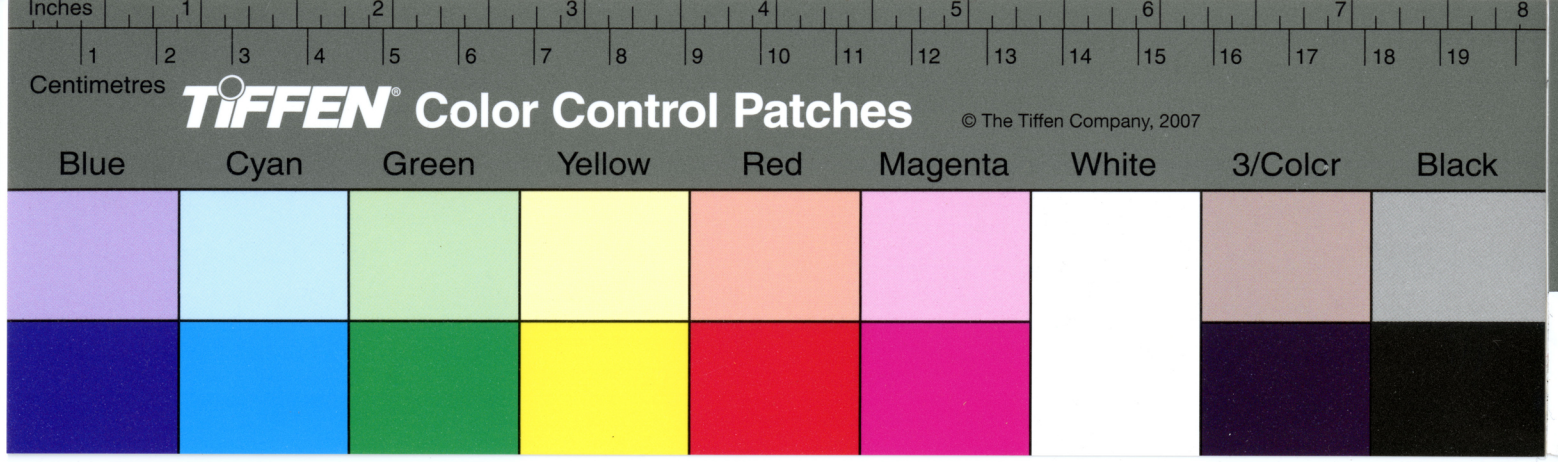
Inches
Centimetres
TIFFEN Color Control Patches
© The Tiffen Company, 2007
Blue
Cyan
Green
Yellow
Red
Magenta
White
3/Colcr
Black


TIFFEN Gray Scale
© The Tiffen Company, 2007
R
G
B
W
G
K
C
Y
M
A
M
B

12482.F.623

Conversion Schedule

Stated in dollars and cents

1800				
Feb 6	Library Co. On account of their indebtedness for £1000. Invested at	300 00		300 00 ✓
1799 May 20	Satisfaction of £850-0-0 Bond and Mortgage of Peter W Gallaudet = $2.666⅔ to £1. Invested at	2266 67		2266 67 ✓
1801 Jan 3	Library Co - On account of their indebtedness for £1000 = Invested at	300 00		300 00 ✓
1802 Feb 11	Library Co. - On account of their indebtedness for £1000 Invested at	250 -		250 00 ✓
1803 Feb 17	Library Co - Balance of their indebtedness for £1000. Invested at	217 73		217 73 ✓
1808 May 11	Satisfaction of Bond and Mortgage Thomas Hale Invested at	2266 67		2266 67 ✓
1809 Jan 12	Redemption of $5000 - U.S. 8% Stock Invested at	5000 00		5331 69 ✓
1812 May 20	Satisfaction of Bond and Mortgage Anthony Angus Invested at	2500 -		2500 - ✓
Sept 24	Assignment of Bond & Mortgage Marsall & Brown Invested at	5000 -		5000 - ✓
1871 Oct 12	Payment of Loan of Abbott in full Invested in	500 -		500 - ✓
Jan 15	Satisfaction of Bond and Mortgage. - Thomas Hurly (recovered by suit) Invested at	2500 -		2500 - ✓
		Forw	21101 07	21433 76

Inches 1 2 3 4 5 6 7 8

1 2 3 4 5 6 7 8 9 10 11 12 13 14 15 16 17 18 19

Centimetres

TIFFEN® Color Control Patches © The Tiffen Company, 2007

Blue Cyan Green Yellow Red Magenta White 3/Colcr Black



TIFFEN® Gray Scale © The Tiffen Company, 2007

R G B W G K C Y M

A 1 2 3 4 5 6 M 8 9 10 11 12 13 14 15 B 17 18 19



12402.F.623

Conversions

1824		Forwd	71101 07	71432 76
Apr 26	Payment in full on loan of Charles Watson		2500 -	
	Invested at			2500 - ✓
1824				
Feb 12	Satisfaction of Bond and Mortgage John North		1500 -	
	Invested at			1500 - ✓
	The Loan to the Chamber of Princeton Road Turnpike Logan and Edwards at 6 Per Cent Investment Stock was transferred as follows			
	Wilson		£1000-0-0	
	Invested at			£1000-0-0
25101 07				
			~~25101 07~~	
1830 May 13	Sale of 700 Public Stock 6%		700 00	
	Invested at			66425 ✓
13	Sale of 2000 Public Funds at 6%		2000 00	
	Invested at			209250 ✓
13	Sale of 1500 Le & Loan Certificates at 6%		1500	
	Invested at			1600 - ✓
13	Sale of 1100 Cert of Public Stock 3%		1100 -	
	Invested at			66550 ✓
"	Sale of 800 Certificate of Public Stock 6%		800 -	
	Invested at			816 00 ✓
			31701 07	
1841 Nov 4	Satisfaction of 5000 Bond and Mortgage William Wallace		5000 00	
	Invested at			5000 00 ✓
1845 May 18	Satisfaction of 4000 Bond and Mortgage Jacob Levering		4000 00	
	Invested at			4000 00
Oct 15	Satisfaction of 5000 Bond and Mortgage Mrs Mifflin and Large		5000 00	
	Invested at			5000 00 ✓
1846 May 12	Satisfaction of 5000 Bond & Mortgage G D Cleveland		5000 00	
	Invested at			5000 00 ✓
		Forwd	50201 07	50271 01

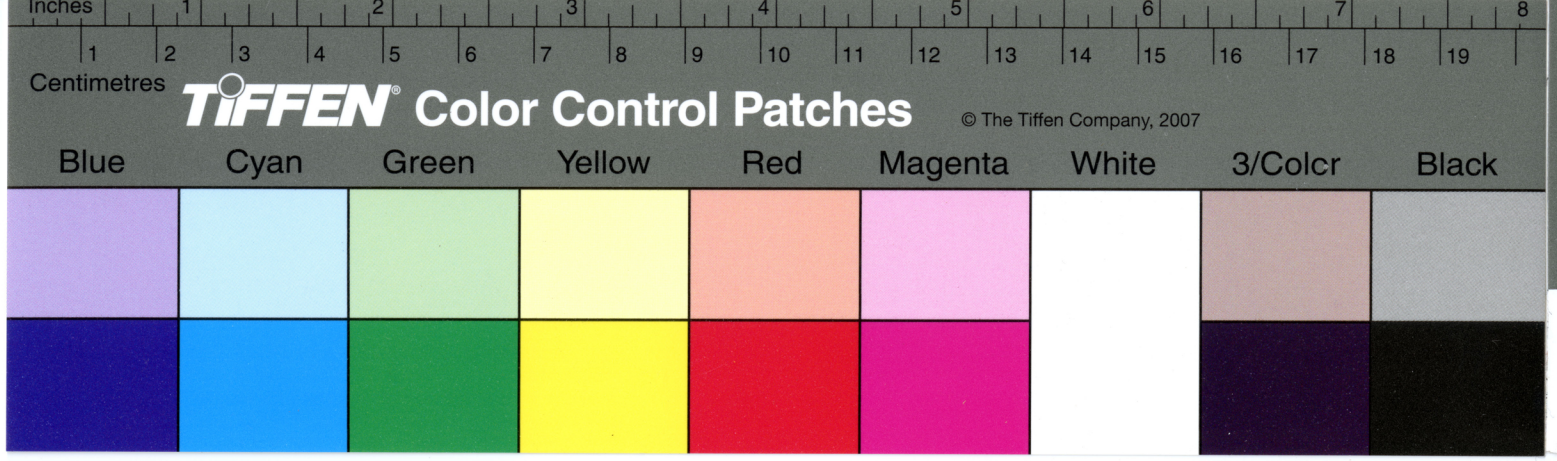
Inches
1 2 3 4 5 6 7 8
1 2 3 4 5 6 7 8 9 10 11 12 13 14 15 16 17 18 19
Centimetres
TIFFEN Color Control Patches
© The Tiffen Company, 2007
Blue
Cyan
Green
Yellow
Red
Magenta
White
3/Colcr
Black


TIFFEN Gray Scale
© The Tiffen Company, 2007
R G B W G K C Y M
A 1 2 3 4 5 6 M 8 9 10 11 12 13 14 15 B 17 18 19


12402.F.623

Conversions

1848		Forwd	5020107	5627101
Feb 2.	Satisfaction of Bond and Mortgage Caleb Fellowes		5000 00	
	Invested at			5000 00 ✓
Sept 6	On account of $5000 Loan to Library Co at 6%			
	9/6/48 on account		1500 00	
	6/9/53.		500 00	
	2/5/58		1000 00	
	2/3/59		1000	
	2/2/60 Balance		1000	
	Invested at		5000 -	5000 - ✓
1853				
Apr 25	Redemption of 800 00 Penna State Loan 5s		800 -	
	Invested at			800 00 ✓
May 28	Redemption of 454 55 Penna State Loan 5s		454 55	
	Invested at			454 55 ✓
May 28	Redemption of 1100 Schuylkill Navigation 6s 99		990 00	
	Invested at			1100 00 ✓
1855				
June 28	Satisfaction of 2500 Bond and Mortgage Rowland		2500 00	
	Invested at			255166 ✓
1858				
Apr 14	Satisfaction of 3200 Bond and Mortgage T Collins		3200 00	
	Invested at			3264 00 ✓
1862.				
July 5	Satisfaction of 4000 Bond and Mortgage William Lamac		4000 00	
	Invested at			4000 00 ✓
1863				
July 1	Satisfaction of 4500 Bond Mortgage: Almhouse, known as City Bond 5s		4500 00	
	Invested at 7664562			3960 00 ✓
1871				
Oct 2	Surrendered 6000 U S Bonds 6s (Received 6000 U S Currency bonds 6s (See Investment Schedule)		6000 00	
	Invested at			6000 00 ✓
1872				
June 6	Sale of 1000 United States Bonds 5/20 at 113 3/4		113750	
	Invested at			99385 ✓
6	Sale of 3000 United States Currency Bonds 6s at 114 3/4		344250	
	Invested at			3015 00 ✓
6	Sale of 3000 United States Bonds 10/40 5s at 111 1/2		3345 00	
	Invested at			301875 ✓
6	Sale of 6000 United States Bonds 6s due 1881 at 114 3/8		689250	
	Invested at			6105 00 ✓
		Forwd	9746317	9553382

Inches 1 2 3 4 5 6 7 8

1 2 3 4 5 6 7 8 9 10 11 12 13 14 15 16 17 18 19

Centimetres

TIFFEN® Color Control Patches © The Tiffen Company, 2007

Blue Cyan Green Yellow Red Magenta White 3/Colcr Black

TIFFEN® Gray Scale © The Tiffen Company, 2007

R G B W G K C Y M

A 1 2 3 4 5 6 M 8 9 10 11 12 13 14 15 B 17 18 19

12492.F.623

Conversions

1877		Forw	9746312	9533382
Aug 13	Sale of 6000 Bond and Mortgage F Vandyke - known as Carpenter Mortgage.		6000 —	
	Invested at			6000 — ✓
Oct 19	Sale of 3000 United States Currency Bonds 6's at 113		3390 00	
	Invested at			3015 00 ✓
1879				
June 13	Assignment of 5000 Bond & Mortgage Prem 129 South 23rd St		5000 00	
	Invested at			4800 00 ✓
1881				
Jan 12	Satisfaction of 5000 Bond and Mortgage Prem 125 South 23rd St	5000 00		
	Less legal expenses	60 90	4939 10	
	Invested at			4800 00 ✓
1884				
Nov 8	Satisfaction of 5000 Bond and Mortgage Prem 123 South 23rd St	5000 00		
	Less legal expenses	7 75	4992 25	
	Invested at	12+784.47		4800 00 ✓
1889				
May 11	Satisfaction of 5000 Bond & Mortgage Prem 131 South 23rd St		5000 —	
	Invested at			4800 — ✓
1900				
June 6	~~Payment of 1200 Loan by Logan Library to Library Co~~		1200 —	
	~~Invested at~~			1200 —
Dec 27	Redemption 5000 Pennsylvania R.R. Navy Yard 5's due 1901 at 100		5000 —	
	Invested at			5500 — ✓
Dec 30	~~Sale of 110 acres of land in Cook County Minn, at no appraised value~~		138 00	— 0 — ✓
1905				
June 13	Sale of 5000 Bond and Mortgage Prem 127 South 23rd St		5000 00	
	Invested at			4800 00 ✓
13	Sale of 4000 Bond & Mortgage Prem 541 North 13th St		4000 —	
	Invested at			4000 — ✓
		Forw	~~14214247~~ 14078447	~~13924882~~ 13804882


Inches
Centimetres
TIFFEN Color Control Patches
© The Tiffen Company, 2007
Blue
Cyan
Green
Yellow
Red
Magenta
White
3/Colcr
Black


TIFFEN Gray Scale
© The Tiffen Company, 2007
R G B W G K C Y M
A 1 2 3 4 5 6 M 8 9 10 11 12 13 14 15 B 17 18 19


12492.F.623

Conversions

		14078447	13804887
		~~14217447~~	13924887
1910		Forw	
May 11	~~Payment of temporary loan of Logan Library to Library Co Invested at~~	2000 —	2000 — ✓
1911			
April	Redemption of 1000 Union Passenger RR Co 5's Invested at	1000 —	1054 17 ✓
1906			
May 4	Redemption of 5000 Chicago Rock Island and Pacific RR 4's at par Invested at	5000 —	4934 — ✓
1921			
Mar 10	~~Extinguishment of Ground Rent, 'known as the Dean tract', being the smaller of the Ground rents less charges Awarded at no appraised value~~	~~5421 90~~	— 0 —
1923			
June 4	~~Extinguishment of Ground Rent 'known as the Ingham tract, being the larger of two ground rents — less charges Awarded at no appraised value~~	~~12923 96~~	— 0 —
1927			
Nov 30	Redemption of 5000 U S A 2nd Lib Loan 4 1/4's Invested at	5000	5000 — ✓
1932			
June 1	Surrendered 5000 Part Interest Bond and Mortgage Prem 25-27 South 9th St and received 5000/100000 Interest in above premises Taken under foreclosure	—	—
1933			
1928 April 1	Redemption of 3000 Western Penna RR 4's due 1928 at 100 Invested at	3000 00	3330 00 ✓
1931			
Apr 30	Redemption of 2000 Cambria and Indiana 5 1/2's ~~due~~ due 5/1/1931 at 100	2000 00	
1932			
Apr 4	Redemption of 10000 Cambria and Indiana 5 1/2's due 5/1/1932 at 100 Invested at	10000 00	12044 31
	~~(1885468 33)~~		
	Forw	~~18846833~~ 16678447	~~16764130~~ 16144130

Inches 1 2 3 4 5 6 7 8

1 2 3 4 5 6 7 8 9 10 11 12 13 14 15 16 17 18 19

Centimetres

TIFFEN® Color Control Patches © The Tiffen Company, 2007

Blue	Cyan	Green	Yellow	Red	Magenta	White	3/Colcr	Black

TIFFEN® Gray Scale © The Tiffen Company, 2007

R G B W G K C Y M

A 1 2 3 4 5 6 M 8 9 10 11 12 13 14 15 B 17 18 19

12482.F.623

Conversions

		166 784 47	164 411 30
		~~158 468 23~~	~~157 644 30~~
1935 July 18	Sale of 6000 Baltimore & Ohio RR (3½%) 5's due 1948 at 108 1/8 Less Costs	6469 97	
	Invested at		5753 18 ✓
Oct 1	Sale of 3000 Public Service Electric & Gas Co 4½'s due 7/1/1970 at 104½	3135 00	
	Invested at		2940 00 ✓
3	Sale of 1000 Philadelphia & Reading Coal & Iron Co 4½'s due 1973 at 59½ Less Charges	591 98	
1936	Invested at	~~4 196 95~~	978 75 ✓
May 3	Sale of 3000 Consumers Power Co 4½'s at 105	3150 -	
	Invested at		2812 50 ✓
1937 Mar 25	Redemption of 3000 Philadelphia Electric Co 1st Lien Refg 4½'s due 11/1/67 at 104½	3135 00	
	Invested at		2940 00 ✓
1938 July 3	Sale of 3000 Lehigh Valley Electric & Gas Co 4½'s due 1980 at	3698 33	
	Invested at		3060 00 ✓
July 3	Sale of 1000 Lehigh Valley RR 4's due 2003 at	3698 33	
	Invested at		630 00 ✓
1939 Feb 28	Sale of 3000 Philadelphia & Reading Terminal 5's due 1941 at 103¾ Less Costs	3107 55	
	Invested at		3195 00 ✓
1939 Aug 16	Redemption of 1000 Pennsylvania Power & Light Co 4½'s due 1981 at 104½	1045 00	
	Invested at		980 00 ✓
1940 Mar 14	Sale of 6000 Erie RR Cons Prior Lien 4's due 1/1/1996 at 58¼ Less Costs	(3477 09)	
	Invested at		3000 00 ✓
	Totals	~~216 478 16~~ 194 594 30	~~193 920 73~~ 190 700 73

Inches 1 2 3 4 5 6 7 8

1 2 3 4 5 6 7 8 9 10 11 12 13 14 15 16 17 18 19

Centimetres

TIFFEN® Color Control Patches © The Tiffen Company, 2007

Blue Cyan Green Yellow Red Magenta White 3/Colcr Black



TIFFEN® Gray Scale © The Tiffen Company, 2007

R G B W G K C Y M

A 1 2 3 4 5 6 M 8 9 10 11 12 13 14 15 B 17 18 19





		Forw'd.	19459430	19070073
1941 Jan 14	Sale of 1000 Electric Auto Lite 4's Invested at	✓	1040 00	102780 ✓
1941 Jan 14	Sale of 6000 Midvale Valley RR 1st Mtge 5's due 1943 - 1000 at 58½ - 5000 at 58¾ less costs Invested at		350370	546695 ✓
"	Redemption of 2000 Luzerne County Gas and Electric Co 1st and Ref Mtge due 10/1/1948 at 105 Invested at		2100 00	195500 ✓
Feb 6	Redemption of 3000 Lone Star Gas Corp 3½'s of 1953 at 105 Invested at		3150 00	320345 ✓
Feb 6	Sale of 6000 Erie RR. Genessee River 1st Mtge 5's due 7/1/1957 at 105½ less chges Invested at		631097	355500 ✓
1942	Sale of 1000 Chicago Erie RR 1st Mtge 5's due 5/1/1982 at 113.95 Invested at		113956	105500 ✓
1941 June 16	Redemption of 7000 Federal Light and Traction Co 1st Mtge 5's at 3/1/1942 at 105 - Called Invested at		7140 00	702750 ✓
"	Sale of 3000 New York State Electric & Gas Corp 1st Mtge 5's & 4½'s at 102 Invested at		3060 00	308250 ✓
"	Sale of 3000 Huntingdon & Broad Top Mtn RR & Coal Co at 3 Less Costs Invested at		8475	320250 ✓
	Redemption Account Fractional Parts 25-27 South 9th St Redemption under foreclosure Invested (as exchanged) at		530 50	530 50
1944 Jan 18	Sale of 2000 Wheeling Steel Corp. 1st Mtge 6 - 1966 at 92⅝ less costs Invested at		184607	184750 ✓
		Forw'd	27565315	27532393
			27396929	22212393

Inches 1 2 3 4 5 6 7 8

1 2 3 4 5 6 7 8 9 10 11 12 13 14 15 16 17 18 19

Centimetres

TIFFEN® Color Control Patches © The Tiffen Company, 2007

Blue	Cyan	Green	Yellow	Red	Magenta	White	3/Colcr	Black

TIFFEN® Gray Scale © The Tiffen Company, 2007

R G B W G K C Y M

A 1 2 3 4 5 6 M 8 9 10 11 12 13 14 15 B 17 18 19

12492.F.623

	Conversions	22 3969 29	222123 93
		~~24 6 65 3 15~~	~~22 5 32 3 93~~
1944 Jan 18	Sale of 6000 Republic of Panama 3½ Secur at 89½ less costs	5355 00	
	Invested at		3765 00 ✓
Jan 18	Sale of 5000 American Telephone and Telegraph Co Deb 3½ due 1956 at 115½ less costs	5759 04	
	Invested at		5556 94 ✓
	Received on account of 1/20 Int re Premises 25-27 South 9th St Paid under Foreclosure	95 00	
Jan 18	Sale of 1000 Wheeling Steel Corp 3½% due 1966	92418	
	Invested at		92375 ✓
Mar 3	Surrendered 9 shs United Gas Improvement 4½ Pfd and received 27 shs Philadelphia Electric Co $1 Preference and Cash.	360 00	
	Invested at		360 00 ✓
		360	
1945 Mar 26	Sale of 1000 Reading Co Gen'l Ref'g Mge 4% 1997 at 105⅝ less costs	105021	
	Invested at		88867 ✓
26	Sale of 12½ shs Atlantic Refining Co 4% Pfd at 111 less costs	1326 43	
	Invested at		1293 00 ✓
Mar 26	Sale of 10 shs American Viscose Corp 5% Cum Pfd	1191 46 *	
	Invested at		1095 00 ✓
Mar 26	Sale of 27 shs Philadelphia Electric Co $1 Preference Com at	727 68 *	
	Invested at		598 92 ✓
	Forw'd	26 7 34 7 15	23 9 80 5 21
		24 0 66 3 29	23 6 60 5 21


Inches
1 2 3 4 5 6 7 8
1 2 3 4 5 6 7 8 9 10 11 12 13 14 15 16 17 18 19
Centimetres
TIFFEN® Color Control Patches
© The Tiffen Company, 2007
Blue
Cyan
Green
Yellow
Red
Magenta
White
3/Colcr
Black


TIFFEN® Gray Scale
© The Tiffen Company, 2007
R G B W G K C Y M
A 1 2 3 4 5 6 M 8 9 10 11 12 13 14 15 B 17 18 19

12482.F.423

© The Tiffen Company, 2007

	Conversions		24066379	23660521
		Forest.	26234715	23805721
1946 Apr 16	Sale of 4000 Public Service Corp. N.J. Perpet. 6% Int at 156½ less costs		624667.	
	Invested at			528849 ✓
Oct 1	Sale of 1400 City of Philadelphia 3¼ Ref Bonds 2nd Issue at 107¼		150150.	
	Invested at			149520 ✓
Oct 1	Redemption Sale of 1000 Pennsylvania Power and Light 60 1st Mtge 3½s at 106½		1065⁰⁰.	
	Invested at			1055⁰⁰ ✓
	Received on account of Ohio Premises South of the St. Take by under foreclosure		100⁰⁰	
Oct 1	Sale of 1000 Elmira Water Light & Power 5% due 1956 at 126.95		126950 X	
	Invested at			106012 ✓
1947 Mar 13	Sale of 5000 Baltimore & Ohio RR 60 1st Mtge 4½ (3½) at 98 Less Costs		488391.	
	Invested at			479432 ✓
1947 Mar 13	Sale of 7000 Lehigh Valley RR 4½% 1st Mtge 4000 at 75 5/8 and 3000 at 75½ less costs		526772.	
	Invested at			617750 ✓
1946 June 6	Sale of 305 shs Corn Products Refining 60 at 65⅛ less costs		194334.	
	Invested at 281.34 1688.14			1688 14 ✓
	Received in account of 1/20 Int in Premises South of the St. Take by under foreclosure		1266⁰⁰	
June 6	Sale of 5 shs Corn Product Refining 60		32390	
	Invested at			28134 ✓
1947 May 9	Sale of 114 shs New York Chicago & St Louis RR 6% at 66 5/8 & 66 less Exp.			
63 1550 29⅞	Sale 114 shs.			
			28484869	26164832
			26316483	25844532

Inches 1 2 3 4 5 6 7 8

1 2 3 4 5 6 7 8 9 10 11 12 13 14 15 16 17 18 19

Centimetres

TIFFEN® Color Control Patches © The Tiffen Company, 2007

Blue Cyan Green Yellow Red Magenta White 3/Colcr Black



TIFFEN® Gray Scale © The Tiffen Company, 2007

R G B W G K C Y M

A 1 2 3 4 5 6 M 8 9 10 11 12 13 14 15 B 17 18 19



12402.F.623

	Conversions		263 16483	258445 37
		Forw	2644869	261645 37
1948 July 16	Sale of 50 shs Chesapeake and Ohio Rwy Co at at 39 7/8 less Costs		197470	
	Invested at			325989
"	Sale of 15/200 shs Standard Oil Co of New Jersey at 83 5/8 less Costs at		615	
	Invested at and Stock Dividend			615
"	Sale of 100 shs E I du Pont de Nemours Cum Pfd at 98 1/4 less Costs		977871	
	Invested at			961084
"	Sale of 50 shs Appalachian Electric Power Co 10 sh at 105 1/2 & 40 shs at 105 1/8 less Costs		523713	
	Invested at			529475
"	Sale of 100 shs Commonwealth Edison Co at 27 1/2 less Costs		272043	
	Invested at			281170
	Real Estate in foreclosure 5000			
	On May 15. 1941 Sale of 10000 pnt in premises 25-27 South 8th St taken under foreclosure viz			
	Park Int Purchase Money Mortgage	2125.00		
	and Costs	363.11	248811	
	Invested and foreclosed - Mortgage	5000.00		
	Plus Foreclosure Costs	525.31		552531
	Redemption of 2125.00 Park Int Purchase Money Mtge viz			
8/7/41	on account	12.00		
10/15		12.50		
1/29/42		12.00		
4/29/42		12.50		
8/2/42		19-		
5/8/43		480.90		
4/27/43		18.10		
5/14		19-		
7/30		29-		
11/8/44		25-		
3/2/44		25		
5/4		25		
7/3		25		
11/6		25		
2/7/45		25-		
5/29/45		25-		
8/14/45		25		
10/9		50		
5/1/47	Balance	1260-	2125.00	2125.00
	Invested at			
		Forw	28749506	28707196
			30919892	29029196

Inches 1 2 3 4 5 6 7 8

1 2 3 4 5 6 7 8 9 10 11 12 13 14 15 16 17 18 19

Centimetres

TIFFEN® Color Control Patches © The Tiffen Company, 2007

Blue Cyan Green Yellow Red Magenta White 3/Colcr Black



TIFFEN® Gray Scale © The Tiffen Company, 2007

R G B W G K C Y M

A 1 2 3 4 5 6 M 8 9 10 11 12 13 14 15 B 17 18 19





Conversions

Mar Trustee received

			28949506	28707196
		Loss	309 17892	290 27196

The following Securities were turned over to the First Pennsylvania Banking and Trust Co at market values and in lieu thereof 5500 Units of Library Co of Philadelphia Common Trust Funds in the name of the Loganian Library Co viz

	market value	Cost	
1000 Canadian Pacific Rwy Co Perpetual Cons Deb. 4%	942.50	1033.04	✓
1000 Lehigh Valley RR Gen Mtge 4% 5/1/2003	402.50	397.50	
7000 Penna New York & Canal RR Cons Mge 4% 4/1/49	4987.50	7070.00	
1000 Penna RR Deb Conv 3¼% due 4/1/1952	1000.00	1051.25	✓
4 20/200 Standard Oil Co of N.J.	295.71	248.35	
105 shs Union Carbide & Carbon Corp	4318.12	2837.89	
15 shs United Shoe Machinery Co.	947.50	1023.39	✓
15 shs United States Steel Corp 7% Pfd	2013.75	2145.69	
20 shs Allied Chemical & Dye Corp	3620.00	2960.89	
50 shs Appalachian Electric Power Co Pfd	5350.00	5211.51	✓
75 shs Eastman Kodak Co Com	3290.63	2470.09	
30 shs First National Bank of Phila	952.50	1350.00	✓
60 shs General Electric Co.	2332.50	1993.35	
35 shs General Motors Corp	2056.25	1877.37	
35 shs Goodyear Tire and Rubber Co.	1483.12	1377.37	
10 shs Insurance Co of N. A.	1067.50	987.78	✓
300 shs International Harvester Co	8025.00	8032.76	✓
115 shs Philadelphia Electric Co	2371.88	2731.02	
25 shs Phila Germantown and Norristown RR	3356.25	3775.00	✓
75 shs Phila National Bank	2418.75	2937.50	✓
50 shs Standard Oil Co of California	3362.50	2045.84	
	54389.46	53507.59	
Unexpended Cash (Investments	70.19	70.19	
Transferred from Income	540.44	540.44	
	55000.00	54118.13	55000.00

Invested at (See Investment Schedule)

54118.13

	34249506	34119009
	36447897	34439059
Net Gain, transferred to Page		130497
	34249506	34249506


Inches
Centimetres
TIFFEN Color Control Patches
© The Tiffen Company, 2007
Blue
Cyan
Green
Yellow
Red
Magenta
White
3/Colcr
Black


TIFFEN Gray Scale
© The Tiffen Company, 2007
R
G
B
W
G
K
C
Y
M
A
M
B

12482.F.623

Investments

(these investments were made from principal and from income. If cash was on hand it was invested, regardless of whether it was P. or Income. there was no acct of "Invested Income.")

1792 Sept 3	Loan to Library Co of Philadelphia with interest at 6%		0	£ 700-0-0
1793 Mar 7	Loan to Library Co of Philadelphia "			£ 75-0-0
Apr 3	Loan to Library Co of Philadelphia "			£ 125-0-0
Aug 20	Loan to Library Co of Philadelphia "			£ 100-0-0
1796 May 21	Invested in Bond and Mortgage Premises - House on Chestnut St - Mortgagor Peter W Gallaudet.		0	500-0-0
1797 Aug 18	Invested in Bond and Mortgage Premises - House on Chestnut St. - Mortgagor Peter W Gallaudet (Additional)		0	850-0-0
				2350-0-0
	At this [illegible] English [illegible] are reduced to Dollars at rate of $2.666 2/3 to one English Pound. TOTAL INVESTMENTS IN DOLLARS $2266.66			
1799 Apr 26	Invested in US Public Stocks at 8%	$600.00	650.00	
Aug 18	" " "	$400.00	372.50	1022.50
1800 Feb 15	Invested in US Public Stocks at 8%	$500.00	0	521.30
May 20	Invested in Bond and Mortgage Thomas Hale		0	2266.67
June 6	" in US Public Stock at 8%	$400.00	0	432.07
1801 Mar 10	" US Public Stock at 8%	$300	0	324.00
Apr 25	" " " 8%	$300	0	330.75
1802 Mar 13	" " US Public Stock at 8%	$300	0	339.00
1803 Feb 22	" $500 Certificate at 8%	$500	0	551.37
Dec 14	" $400 US Bank Stock at 8%	$400	0	437.09
1804 Feb 23	" $200 " "	$200	0	218.54
May 4	" 200 " "	$200	0	217.00
June 13	" 100 " 8%	100	0	108.00
1805 Aug 28	" 400 " 8%	400	0	421.05

Inches 1 2 3 4 5 6 7 8

1 2 3 4 5 6 7 8 9 10 11 12 13 14 15 16 17 18 19

Centimetres

TIFFEN® Color Control Patches © The Tiffen Company, 2007

Blue Cyan Green Yellow Red Magenta White 3/Colcr Black



TIFFEN® Gray Scale © The Tiffen Company, 2007

R G B W G K C Y M

A 1 2 3 4 5 6 M 8 9 10 11 12 13 14 15 B 17 18 19





12482.F.623

Investments

1808 Feb 26	Invested in 400 U.S Certificate 8%				0	400 02 ✓
May 7	Invested in 2500 Bond and Mortgage of Anthony Angus				0	2500 00 ✓
1809 Jan 12	~~Paid to Thomas Parke for investment of U.S 8% Stock~~				0	~~5000 00~~
Feb 21						
Sept 18 1811	Invested $1100 - Certificate of Public Stock 3%	✓			0	665 50 ✓
Nov 27	Invested in 2500 Bond & Mge Thomas Hurleys				0	2500 00 ✓
1813 Mar 17	Invested in $500. Lent to Abbot				0	500 00 ✓
Sept 24	Invested in 5000 Bond and Mortgage John Brown assigned to William Wallace				0	5000 00 ✓
Dec 13 1815	" $400 Certificate of Public Stock 6% out	X	✓		0	365 00 ✓
Oct 23 1819	" $300 Cert of Public Stock 6% out	X	✓		0	299 25 ✓
June 27 1821	" $800 Cert of Public Stock 6% out	X	✓		0	816 00 ✓
Nov 9 1822	Invested in 1 Certificate Public Fund for 1000 @ 6% out	X	✓		0	1092 50 ✓
Jan 16	Loan to Charles Watson				0	2500 00 ✓
June 20 1824	Invested in Bond Mortgage. John North also 1000 Public Funds at 6% — (See below)				0	1500 — ✓
Feb 12 1827	Invested in 1500 Ls Loan Certificates at 6%				0	1600 — ✓
June 20	Invested in 1000 Public Funds at 6%				0	1000 00 ✓
	(37936.61)					
1830 Mar 4	Invested in 4000 Bond & Mortgage Jacob Levering				0	4000 00 ✓
June 3	Invested in 454.55 Pennsylvania State 5%				0	454 55 ✓
1831 Jan 3	Invested in 1100 Schuylkill Navigation Loan 5%				0	1100 00 ✓
4	Invested in 800 Pennsylvania State 5%	39	91	16	0	800 00 ✓
1841 Oct 28	Invested in 5000 Bond and Mortgage S Mifflin and J Large				0	5000 00 ✓
1843 Aug 8	Invested in 5000 Bond and Mortgage Caleb Fellows				0	5000 00 ✓

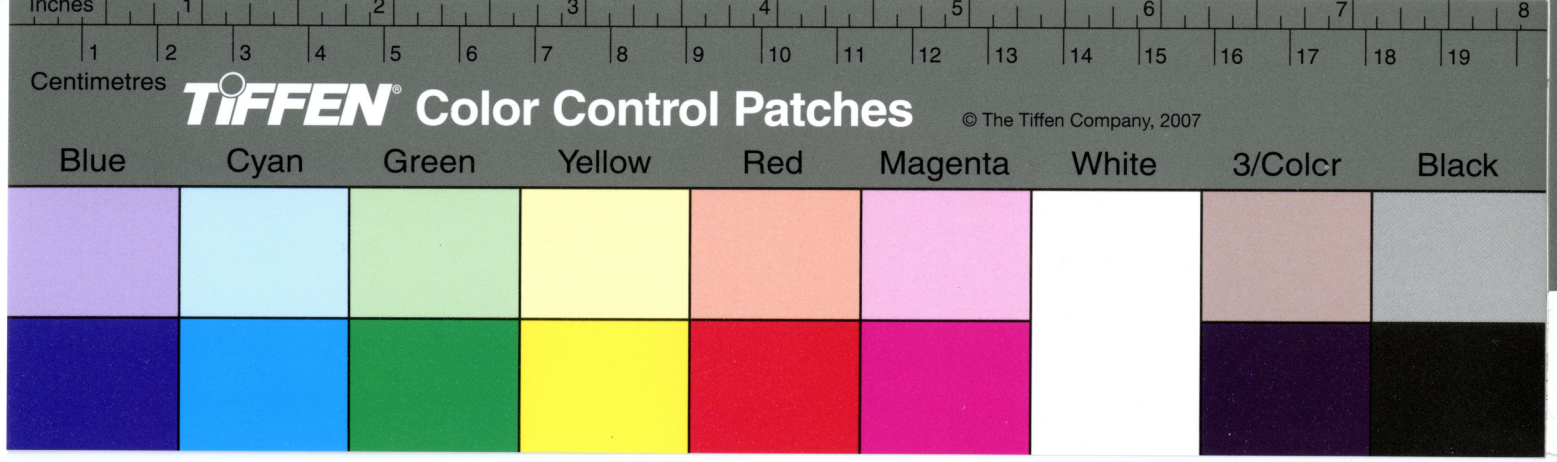
Inches
Centimetres
TIFFEN Color Control Patches
© The Tiffen Company, 2007
Blue
Cyan
Green
Yellow
Red
Magenta
White
3/Colcr
Black


TIFFEN Gray Scale
© The Tiffen Company, 2007
R
G
B
W
G
K
C
Y
M
A
M
B

2482.F.623

Investments

1843 Nov 21	Invested in 5000 Bond and Mortgage 6D Cleveland			o	5000 00	✓
1846 July 8	Invested in 6000 Bond and Mortgage J Vandyke	Carpenters		o	6000 00	✓
1848 Feb 4	Loan made to the Library Co of Phuadelphia at 6%		1500 500 3000	o	5000 00	✓
1849 Oct 6	Invested in 2551 66 Bond Mortgage Rowland			o	2551 66	✓
1853 June 9	Invested in 4500 Bond Mortgage. Almhouse-City Bds		5%	o	3960 00	✓
1855 Aug 21	Invested in 3200 Bond & Mortgage J Collins			o	3264 00	✓
1858 Apl 27	Invested in 4000 Bond and Mortgage William Camac			o	4000 00	✓
1862 July 9	Invested in 6000 U S Bonds 6% due 1881 ex 101½			o	6105 00	✓
1863 June 5	Invested in 1000 U S Bonds 6% at 100		Ex	o	1000 00	✓
July	Invested in 5000 U S Bonds 6% at 100		Ex	o	5000 00	✓
1864 June 3	Invested in 1000 U S Bonds 5% due 1874/1904 at 100			o	1000 00	✓
1865 June 3	Invested in 1000 U S Note 7 5/10% at			o	99385	✓
July 7	Invested in 1000 U S Note 10/40 at			o	98625	✓
1868 May 2	Invested in 1000 U S Note 10/40 at 103⅛ Plus costs		95 184 47	o	1032 50	✓
1871 Oct 28	Received in exchange 6000 U S Currency Bds 6% at value plus premiums		3015 6000 00 30	o	6030 00	✓
1872 Nov 8	Invested in 5 mortgages of 5000 each or thereabouts					
	William H Harrison 131 South 23rd St		✓ 4800 00	o		
	Mrs Canciede 127 South 23rd St		✓ 4800 -	o		
	Nathan Wood (Montgomery) 129 South 23rd St		✓ 4800 -	o		
	Dana Bevan 125 South 23rd St		✓ 4800 -	o		
	Philip Gilgour 123 South 23rd St		✓ 4800 -	o	24000 00	
1880 Feb 25	Invested in 5000 Pennsylvania RR 60 Navy Hard 5% due 1901 at 110			o	5500 00	✓
1885 Apr 6	Invested in 4000 Bond and Mortgage Premises 541 N 13th St			o	4000 00	✓
May 7	Invested in 1000 Union P RR 60 5%		135 768 53	o	10541 7	✓

Inches 1 2 3 4 5 6 7 8

1 2 3 4 5 6 7 8 9 10 11 12 13 14 15 16 17 18 19

Centimetres

TIFFEN® Color Control Patches © The Tiffen Company, 2007

Blue Cyan Green Yellow Red Magenta White 3/Colcr Black

TIFFEN® Gray Scale © The Tiffen Company, 2007

R G B W G K C Y M

A 1 2 3 4 5 6 M 8 9 10 11 12 13 14 15 B 17 18 19

12482. F. 623

Investments

1889 Nov	4	Invested in 7000 Pennsylvania New York Canal and RR Co 4½ due 1939 at 101		7070 00 ✓
1895 Apr	18	Invested in 3000 Philadelphia Reading Terminal 5% at 106¼ plus Costs		3195 00 ✓
1895 Apr	4	Invested in 3000 Huntingdon Broad Top Mt RR Co 5% at 106½ plus Costs		3202 50 ✓
1899 Apr	14	Invested in 3000 Western Penna RR Co 4% due 1928 at 110		3330 00 ✓
1899 Apr	14	Loan to Library Co		1200 00
1900 Apr	4	Invested in 5000 Chicago Rock Island & Pacific RR 4% ~~due~~ at 98.68 ~~Flat Costs~~		4934 00 ✓
1903 Nov	5	Invested in 1000 Baltimore and Ohio Prior Lien 3½% at 93 5/8 plus Costs		937 50
1905 Nov	3	Invested in 10000 Baltimore and Ohio Prior Lien 3½% at 96 plus Costs		9610 00
1910		Loan to Library Co		2000 00
1912 June	1	Invested in 1000 Philadelphia Reading Coal & Iron Co 4% at 97 3/4 plus Costs		978 75 ✓
1918 Dec	3	Invested in 5000 U S Liberty Bonds 4¼ Second Liberty Loan at 100		5000 - ✓
1923 Oct	5	Invested in 5000 Midland Valley RR Co 1st Mge 5% due 1943 at		4591 53 ✓
1923 Feb	1	Invested in 1000 Midland Valley RR Co 1st Mge 5%		895 42 ✓
1924 Aug	2	Invested in ~~10000~~ 17000 Cambria and Indiana RR Equip 2000 due 1931 and 10000 due 1932 at 100 plus Costs		12044 31 ✓
1924 Jan	3	Invested in 1000 Reading Co Gen Mge ~~4%~~ Gen & Ref Mge - 1997 at 88.867		888 67 ✓
1925 May	7	Invested in 6000 Erie RR Co 4% Prior Lien 1/1/1996 at ~~100~~ 50		3000 00 ✓

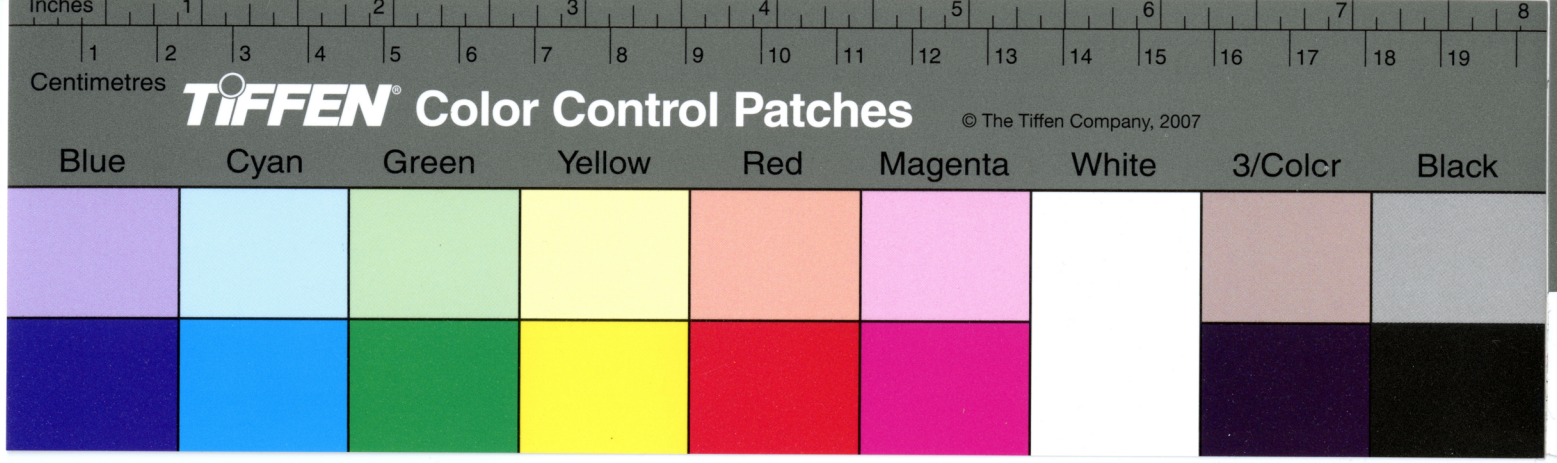
Inches
Centimetres
TIFFEN Color Control Patches
© The Tiffen Company, 2007
Blue
Cyan
Green
Yellow
Red
Magenta
White
3/Colcr
Black


TIFFEN Gray Scale
© The Tiffen Company, 2007
R
G
B
W
G
K
C
Y
M
A
M
B

12402.F.623

Investments

1928 May 13	Invested in 5 000 Part Interest Bond and Mortgage Prem 25-27 South 8th Street Phila Pa	Ex°	5000 00
1931 May 18	Invested in 1000 Pennsylvania Power & Light 5s 4½% due 1981 at 98	°	980 00 ✓
1931 May 19	Foreclosure costs re Part Interest Bond and Mortgage 25-27 South 8th St.	°	518 55 ✓
1931 Sept 15	Foreclosure Costs in re Part Interest Bond & Mortgage 25-27 South 8th St	°	676 ✓
1932	(215962.49)		
June 3	Invested in 3000 Public Service Elect & Gas 6s 1st Mtge 4½% due 2/1/1970 at 97¾ plus costs	°	2940 00 ✓
June 3	Invested in 3000 Philadelphia Electric 6s 1st & Ref Mtge 4½% due 1967 - 2000 at 97½ 1000 at 98¼ plus costs	°	2940 00 ✓
June 9	Invested in 2000 Luzerne County Gas & Elect 6s 1st & Ref mge due 10/1/48 at 97½ plus costs	°	1955 00 ✓
June 9	Invested in 3000 Consumers Power 6s 1st mge 2 M 4½% due 11/1/1958 at 93½ plus costs 215962.49	°	2812 50 ✓
1935 July 18	Invested in 7000 Lehigh Valley RR 4½% due 1940 at 88¼ plus costs	8870 54 °	6177 50 ✓
1936 Jan 9	Invested in 1000 Public Service Corp NJ Perpetual 6% at 134 plus costs	°	1342 77
May 22 1936	Invested in 1000 Public Service Corp NJ Perpetual 6% at 134¾ plus costs	°	1350 27
May 22	Invested in 12 shs Atlantic Refining 6s 4% P/S at 107½ plus costs	°	1293 00 ✓
Sept 3	Invested in 3000 New York State Electric & Gas 6s 4½% at 102¾	°	3082 50 ✓
3	Invested in 1000 Lehigh Valley Rwy 6s 4% due 2003 at 39¾	x	397 50
1937 Apr 6	Invested in 1000 Lehigh Valley RR 6s 4% due 2003 at 63	°	630 00 ✓

Inches 1 2 3 4 5 6 7 8

1 2 3 4 5 6 7 8 9 10 11 12 13 14 15 16 17 18 19

Centimetres

TIFFEN® Color Control Patches © The Tiffen Company, 2007

Blue Cyan Green Yellow Red Magenta White 3/Colcr Black



TIFFEN® Gray Scale © The Tiffen Company, 2007

R G B W G K C Y M

A 1 2 3 4 5 6 M 8 9 10 11 12 13 14 15 B 17 18 19





Investments

1937 Apr 6	Invested in 3000 Lehigh Valley Elect & Gas 6s 4½% due 1980 at 102			3060 00
Apr 6	Invested in 2000 Public Service 6s of NJ Perpetual 6% at 129½ plus 6 days			2595 45
Nov 4	Invested in 1000 Electric Auto Lite 4s due 1952 at 102½ plus costs			10278 0
4	Invested in 1000 Elmira Water Power & Light Rwy 5s due 1956 at 105¼ plus costs			10602
4	Invested in 8 shs United Gas Impt 6s at 105⅛ plus costs		Ex	844 43
Dec 4 1939	Invested in 1000 Chicago & Erie RR 6s 5s due 5/1/1982 at 105½			1055 00
Apr 4	Invested in 3000 Lone Star Gas 6s Conv Deb 3½% due 8/1/53 at 106½ plus costs			3203 45
Aug 21 1940	Invested in 1000 Pennsylvania Power & Light 6s 1st Mge 3½% at 105½			1055 00
Mar 14	Invested in Erie RR Genessee River RR 1st mge 6s due 7/1/1957 at 59¼ plus costs			3555 00
1941				
4	Invested in 7000 Federal Light & Traction 6s 1st Conv 5s. 3/1/1942 at 102⅝ plus costs			7027 50
" 4	Invested in 50 shs Appalachian Electric Power 6s 4½% Pfd at 105⅝			5294 75
Apr 22	Invested in 1000 Wheeling Steel Corp 3½% due 3/1/66 at 92⅛ plus costs			923 75
22	Invested in 2000 Wheeling Steel Corp 1st Mtg 3½% 3/1/66 at 92⅛ plus costs			1847 50

Inches 1 2 3 4 5 6 7 8

1 2 3 4 5 6 7 8 9 10 11 12 13 14 15 16 17 18 19

Centimetres

TIFFEN® Color Control Patches © The Tiffen Company, 2007

Blue Cyan Green Yellow Red Magenta White 3/Colcr Black



TIFFEN® Gray Scale © The Tiffen Company, 2007

R G B W G K C Y M

A 1 2 3 4 5 6 M 8 9 10 11 12 13 14 15 B 17 18 19



12482.F.623

Investments

1942 May 13	Invested in 1 pfd United Gas Improvement 6% Pfd at 111 1/8 plus costs	Ex ✓	11449
Mar 9	Invested in 10 shs American Viscose Corpn 5% Pfd at 109 1/4 plus costs	✓	1095.00 ✓
Apr	Invested in 2000 Wheeling Steel Corpn 1st Pfd 5 1/2% due		184755
Sept 11	Invested in 5000 American Telephone & Telegraph Co Debenture 3s due 9/1/56 at 110 7/8 plus costs	✓	555694 ✓
Dec 10	Invested in 6000 Republic of Panama 5 1/4s due at 62 1/2 plus costs	✓	3765.00 ✓
1943 May 15	Invested in 30 shs General Electric Co Com at 30 1/8 plus costs	✓	90855
June 20	Invested in 10 shs General Electric Co Com at 32 1/4 plus costs	✓	32922
1943 Dec 22	Invested in 1400 City of Philadelphia 3 1/4s at 106.80	✓	149520 ✓
1944 Jan 18	Invested in 20 shs Allied Chemical & Dye Corpn at 147 5/8 plus costs	✓	296089
Jan 18	Invested in 10 shs General Electric Co at 37 1/2 plus costs	✓	37779
" "	Invested in 30 shs General Motors Corpn at 53 3/8 plus costs	✓	160919


Inches
1 2 3 4 5 6 7 8
1 2 3 4 5 6 7 8 9 10 11 12 13 14 15 16 17 18 19
Centimetres
TIFFEN Color Control Patches
© The Tiffen Company, 2007
Blue
Cyan
Green
Yellow
Red
Magenta
White
3/Colcr
Black


TIFFEN Gray Scale
© The Tiffen Company, 2007
R
G
B
W
G
K
C
Y
M
A 1 2 3 4 5 6 M 8 9 10 11 12 13 14 15 B 17 18 19

12492.F.623

1944 Jan 18	Invested in 15 shs Eastman Kodak Co at 164 1/4 plus Costs		247009
"	Invested in 30 shs Union Carbide and Carbon Corp. at 80 3/4 plus Costs		243250
"	Invested in 35 shs Goodyear Tire and Rubber Co at 39 1/8 plus Costs		137737
"	Invested in 30 shs Corn Products Refining Co at 36 plus Costs		168814
"	Invested in 5 shs General Motors Corpn at 53 3/8 plus Costs		26818
"	Invested in 10 shs General Electric Co at at 37 1/2 plus Costs		37779
"	Invested in 5 shs Union Carbide and Carbon Corpn at 80 3/4 plus Costs		40539
"	Invested in 5 shs Corn Products Refining Co at 56 plus Costs		28134
March 23 1945	Invested in 3 shs Standard Oil Co of New Jersey at 55 plus Costs		16579 ~~16627~~
Mar 26	Invested in 50 shs Standard Oil Co of California at 40 7/8 plus Costs		204584
"	Invested in 10 shs United States Steel Corpn 7% Cum Pfd at 142 5/8 plus Costs	*	143043

Inches 1 2 3 4 5 6 7 8

1 2 3 4 5 6 7 8 9 10 11 12 13 14 15 16 17 18 19

Centimetres

TIFFEN® Color Control Patches © The Tiffen Company, 2007

Blue Cyan Green Yellow Red Magenta White 3/Colcr Black



TIFFEN® Gray Scale © The Tiffen Company, 2007

R G B W G K C Y M

A 1 2 3 4 5 6 M 8 9 10 11 12 13 14 15 B 17 18 19



12982.F.023

Investments

1947 March 26 — Invested in 25 shs Philadelphia National Bank at 117 1/2 plus Costs — 2937 50

" — Invested in 5 shs United Steel Corpn Pfd at 27 1/4 plus Costs — 715 26

" — Invested in 1000 Canadian Pacific Railway Perpl. Debenture 4% at 103 3/4 plus Costs — 1033 04

Oct 1 — Invested in 25 shs Philadelphia Germantown and Norristown RR Co at 149 — 3725 00

" 15 — Invested in 1000 Pennsylvania RR Co Deb. at 104 5/8 plus Costs — 1051 25

" — Invested in 30 shs First National Bank of Philadelphia at 45 — 1350 00

1948 June 24 — Invested in 50 shs Chesapeake & Ohio Railway Co at 64 3/8 plus Costs — 3225 89 / 3253 14 ✓

" — Invested in 15 shs United Shoe Machinery Co at 67 7/8 plus Costs — 1023 39

1947 Apr 14 — Invested in 10 shs Insurance Co of North America at 98 1/4 plus Costs — 987 78

" — Invested in 100 shs International Harvester Co at 80 plus Costs — 8032 76

" — Invested in 15 shs Philadelphia Electric Co at at 28.91 — 434 64


Inches
Centimetres
TIFFEN Color Control Patches
© The Tiffen Company, 2007
Blue
Cyan
Green
Yellow
Red
Magenta
White
3/Colcr
Black


TIFFEN Gray Scale
© The Tiffen Company, 2007
R G B W G K C Y M
A 1 2 3 4 5 6 M 8 9 10 11 12 13 14 15 B 17 18 19


12482.F.623

© The Tiffen Company, 2007

Investments

1947	Invested in 100 shs Philadelphia Electric Co at		229638
1947 May 12	Invested in 100 shs Commonwealth Edison Co Com at 27 7/8 plus costs	0	281170 ✓
" 12	Invested in 100 shs E I du Pont de Nemours Cum Pfd at 95 3/4 plus costs	9	961084 ✓
" 12	Invested in 50 shs Appalachian Electric Power Co Cum Pfd	X	521151 ✓
1948 July 14	Invested in 1 sh Standard Oil Co of New Jersey at 83 5/8 plus costs		8871
as of 1949 Dec 31	Invested in 55.00 Units of L-C-M Library Fund of Phila Commercial Trust Fund at 10 (See Conversion Schedule)		55000 ∞

3933320.15

See cover, included in Investment Schedule Total.

Inches 1 2 3 4 5 6 7 8

1 2 3 4 5 6 7 8 9 10 11 12 13 14 15 16 17 18 19

Centimetres

TIFFEN® Color Control Patches © The Tiffen Company, 2007

Blue	Cyan	Green	Yellow	Red	Magenta	White	3/Colcr	Black

TIFFEN® Gray Scale © The Tiffen Company, 2007

R G B W G K C Y M

A 1 2 3 4 5 6 M 8 9 10 11 12 13 14 15 B 17 18 19

12482.F.023

Investments

Schedule of Stock Dividends and Split-ups

1941 Dec 31 Invested 550 [illegible] Pennsylvania Bank- ing and Trust Co in Trust Fund. (See [illegible] 1941 7.50

? Stock Dividend and Split-ups

Received 60 shs Eastman Kodak Co re split-up on 15 shs of Stock of same company.

Received 70 shs Union Carbide and Carbon Co re split-up on 35 shs of Stock of same company

Received 200 shs International Harvester Co re split up on 100 shs of Stock of same company.

Received $\frac{35}{200}$ shs Standard Oil Co of N.J. as a Stock Dividend on 4 shs of Stock of same company

Inches 1 2 3 4 5 6 7 8

1 2 3 4 5 6 7 8 9 10 11 12 13 14 15 16 17 18 19

Centimetres

TIFFEN® Color Control Patches © The Tiffen Company, 2007

Blue Cyan Green Yellow Red Magenta White 3/Colcr Black



TIFFEN® Gray Scale © The Tiffen Company, 2007

R G B W G K C Y M

A 1 2 3 4 5 6 M 8 9 10 11 12 13 14 15 B 17 18 19





Income Account

Receipts (L.S.D)

The Accountants charge themselves with the following:

Consolidated amount of Ground Rents and income from Investments from 3/31/1792 to 11/24/1798 (in L.S.D)		1440-19-7
		1440-19-7

Disbursements

The Accountants claim credit for the following:

Expenses paid — Salaries rent etc from 3/31/1792 to 12/15/1798		346-6-6½
		346-6-6½
Balance, transferred and combined in Summary		1094-13-6½
		1440-19-7

Receipts (Dollars & Cents)

The Accountants charge themselves with the following:-

Amount transferred from Accounting in L.S.D (See Summary) £101-4-9 at 2.66⅔	26997	
Consolidated Amount of Ground Rents and income from Investments from 12/15/1798 to 12/31/1959	30030463	30057460
		30057460

Disbursements

The Accountants claim credit for the following

Expenses paid — Salaries rent etc from 12/15/1798 to 12/15/1959		24619222
		24619222
Balance transferred and combined in Summary		5438238
		30057460

Inches 1 2 3 4 5 6 7 8
1 2 3 4 5 6 7 8 9 10 11 12 13 14 15 16 17 18 19
Centimetres
TIFFEN® Color Control Patches © The Tiffen Company, 2007
Blue Cyan Green Yellow Red Magenta White 3/Colcr Black
TIFFEN® Gray Scale © The Tiffen Company, 2007
R G B W G K C Y M
A 1 2 3 4 5 6 M 8 9 10 11 12 13 14 15 B 17 18 19

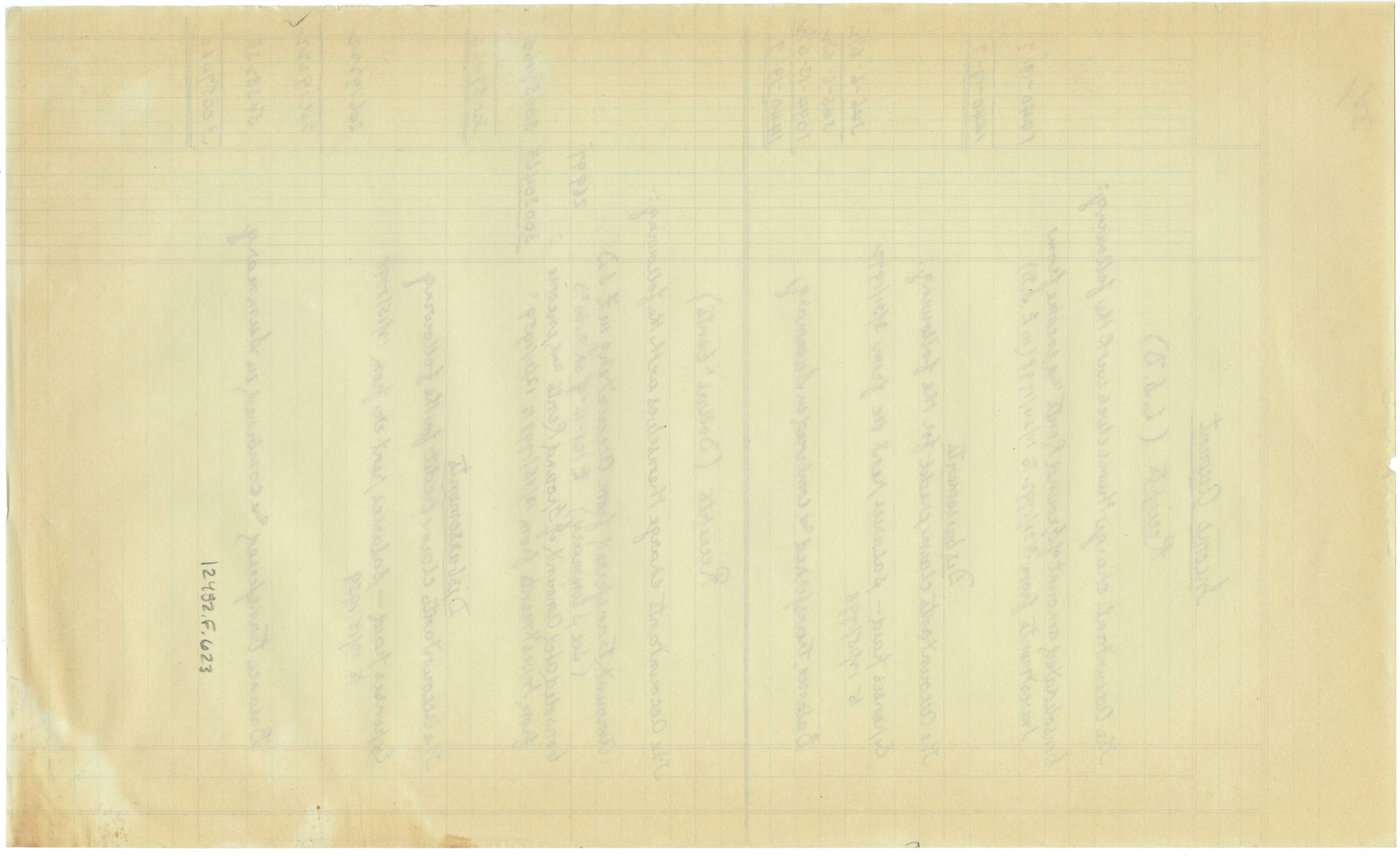

12492.F.623